



Palm Trees


Score: /4

How tall is each palm tree?
You will have to add up the numbers on each tree.
There are 3 choices under each tree, but only one is correct.
Put a circle around each correct answer.


Name: _____



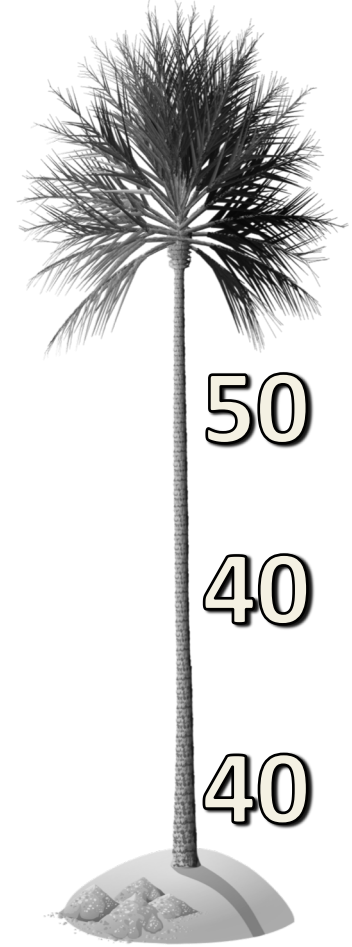
40 50 60



60 70 80



80 90 100



120 130 140